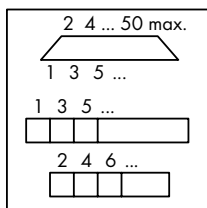
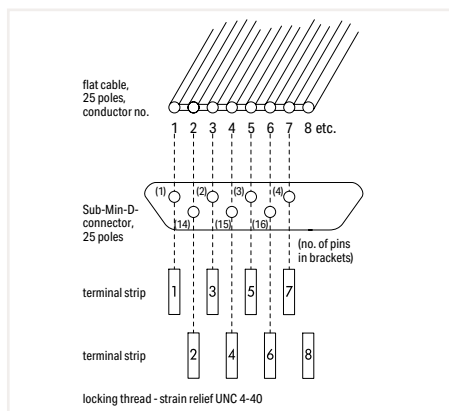
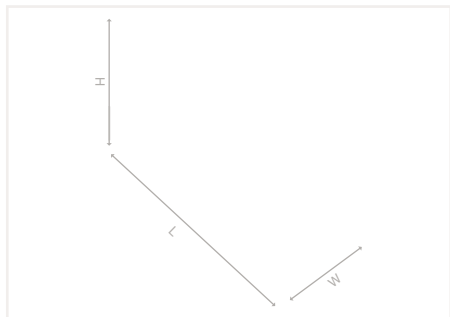


Interface Module for D-Sub Female Connector and IDC Mating Connector 289 Series



Interface Module; D-sub female connector; IDC mating connector; Vertical mating; Double-row PCB terminal blocks; with mounting feet

Pole No.	Width	Item No.	Pack. Unit
9	38 mm	289-450	1
15	53.5 mm	289-451	1
25	79 mm	289-452	1
37	120 mm	289-453	1
50	157 mm	289-454	1



Notice:
Live parts are likely to be touched! Protection against direct contact must be provided by the equipment manufacturer, e.g., using a WAGO 709 Series Cover (see "Accessories") or a similar cover.
The installation regulations must be observed for each individual application.

Electrical Data	
Operating voltage	≤ 30 VAC; ≤ 50 VDC
Nominal current	1 A
Contact resistance (max.)	30 mΩ
Performance level	2 / 200 mating cycles

Safety and Protection	
Pollution degree	2
Rated voltage	50 V
Rated surge voltage	0.8 kV
Degree of protection	IP00

Connection Data	
Connection type 1	System
Connector 1	D-Sub female connector
Strain relief (stud bolt) 1	UNC 4-40
Connection type 2	Field
Connection technology 2	CAGE CLAMP®
Solid conductor 2	0.08 ... 2.5 mm ² / 28 ... 12 AWG
Fine-stranded conductor 2	0.08 ... 2.5 mm ² / 28 ... 12 AWG
Strip length 2	5 ... 6 mm / 0.2 ... 0.24 inch

Physical Data	
Height from upper-edge of DIN-rail	19 mm / 0.748 inch
Depth	63.5 mm / 2.5 inch

Mechanical Data	
Mounting type	DIN-35 rail

Material Data	
Contact material (connector)	Au over Ni

Environmental Requirements	
Surrounding air temperature (operation)	-20 ... +50 °C
Surrounding air temperature (storage)	-40 ... +70 °C
Relative humidity	≤ 85 % (non-condensing)

Accessories



Cover carrier; Type 1; incl. mounting/securing screws and knurled nuts

Item No.	Pack. Unit
709-167	10



Cover; Type 1; for cover carrier (type 1); 1 m long

Item No.	Pack. Unit
709-153	10